

TARGETS FROM THE COMMUNITY SAFETY PLAN 2013-2014


ANTI SOCIAL BEHAVIOUR TARGETS	No	Performance Measure	Quarter 1	Quarter 2	Quarter 3	Quarter 4	Status
	1.1	<p>Monitor repeat callers to the Police, MAASBT and RSLs.</p> <p>Monitor all repeat callers to identify those who may be vulnerable. Provide support to them via the ASB Victim/Witness Support Officer.</p> <p>Baseline: 369 repeat callers in 2011/12 (3 or more calls)</p>	<p>ASB Hotline: 30 Police Repeats: 34 Total: 64</p> <p>This compares to 47 in Q1 last year, increase of 17 repeat callers.</p>	<p>ASB Hotline: 50 Police Repeats: 24 Total: 74</p> <p>A total of 138 and compares to 172 last year.</p>			☺
	1.2	<p>Reduce the perception that ASB is a serious problem.</p> <p>Clarify what types of issues residents consider anti-social, whether they report this and if so to whom (via focus groups). Measure satisfaction and perception levels in the Viewpoint/Council yearly survey.</p> <p>Baseline: 23.2% of residents perceived high levels of ASB from the Place Survey 2008</p>	<p>Three focus groups completed in March 2013 and one in April.</p> <p>Crime & Disorder Audit due in August 2013.</p>	<p>Although there have been no further focus groups carried out in Q2 the crime and Disorder Audit consultation commenced in August and will run through to the 25th Oct 2013. A report on the audit results will be available for SSP meeting in December.</p>			☺
	1.3	<p>Reduce Anti Social Behaviour in the borough.</p> <p>Achieve a reduction in the number of Police recorded ASB incidents and service requests dealt with by the MAASBT.</p> <p>Baseline: 2011/12</p> <ul style="list-style-type: none"> • Police - 14,965 • MAASBT - 3,573 	<p>Police - 3,472/3,086, increase of 386 (+12.5%) on Q1 last year.</p> <p>MAASBT: 1246 YTD, compared to 1,195 last quarter (+4.2%)</p>	<p>Police-7169, increase of 857 (13.6%) incidents on last year (FYTD).</p> <p>MAASBT: 1454 during Q2, giving a FYTD 2700, compared to 2507 (+7.6%)</p>			☹



2. ALCOHOL RELATED CRIME AND ASB	No	Performance Measure	Quarter 1	Quarter 2	Quarter 3	Quarter 4	Status
	2.1	<p>Increase the number of section 27 notices issued.</p> <p>Aim for an overall increase</p> <p>Baseline: 392 in 2011/12</p>	<p>49 issued during Q1, giving a projection of 196.</p> <p>Compares to 121 in Q1 last year, reduction of 72 forms.</p>	<p>S'ton - 39 issued, giving a FYTD total of 78.</p> <p>Yarm - 6 issued, giving a FYTD total 21.</p> <p>Total - 99, compares to 227 last year.</p>			☹
	2.2	<p>Reduce the number of alcohol related crimes for those on an ATR.</p> <p>Cohort taken using ATR data to identify offending one year prior, during and one year after an ATR.</p> <p>Baseline: 2011/12</p> <ul style="list-style-type: none"> • 79 starts • 35 completions • 13 breaches 	<p>12 ATRS started (projection YTD 48)</p> <p>9 Terminations (projection YTD 36)</p> <p>2 breaches (7 breaches Q1 2012/13)</p>	<p>Statistics not available until end October 2013 - To be tabled for meeting.</p>			
	2.3	<p>Reduce the number of alcohol related crimes for those on an ASAR</p> <p>Cohort taken using ASAR data to identify offending one year prior, during and one year after an ASAR.</p> <p>Baseline: 2011/12</p> <ul style="list-style-type: none"> • 53 starts • 18 completions • 3 breaches 	<p>15 Granted (projections YTD 60)</p> <p>No data available on termination or breaches due to problems with data migration from old to new system.</p>	<p>Statistics not available until end October 2013. To be tabled for meeting.</p>			-

3. VIOLENCE AGAINST THE PERSON TARGETS	No	Performance Measure	Quarter 1	Quarter 2	Quarter 3	Quarter 4	Status
	3.1	<p>Maintain a reduction in Violence with Injury</p> <p>Reduce year on year</p> <p>Baseline: 100 SVCs recorded in 2011/12</p> <p>Violence with Injury Baseline : 1128 violence with injury recorded in 2011/12</p>	<p>Financial Year to date = 244/300 reduction of 56 (-18.7%) on last year.</p> <p>Year end projection of 976 offences.</p>	<p>Financial year to date 523 offences.</p> <p>Reduction of 51 offences (-8.9%) on last year.</p> <p>Year end projection of 1046 crimes, a reduction on 2011/12 baseline.</p>			☺
3.2	<p>Reduce Violence Against the Person associated with the night-time economy</p> <p>Reduce the number of offences in Stockton Town Centre and Yarm wards</p> <p>Baseline: 2011/12</p> <ul style="list-style-type: none"> • Stockton Town Centre - 506 • Yarm - 46 	<p>All Violence: STC - 100 Yarm - 8</p> <p>Night time economy only: STC - 25 Yarm - 7</p>	<p>All Violence - FYTD STC - 221 (projection 440 end FY). Yarm - 24 (projection of 48 end FY)</p> <p>Projected reduction on the baseline in STC ward however slight increase in Yarm.</p> <p>Night time economy only, FYTD: STC - 50. Yarm - 14</p>			☹	

3. VI	No	Performance Measure	Quarter 1	Quarter 2	Quarter 3	Quarter 4	Status
	3.3	<p>Reduce repeat perpetrators of Domestic Violence</p> <p>Reduce the number of perpetrators of DV who re-offend 6 months after completing a programme year on year.</p> <p>Baseline: 23 repeat perpetrators in 2011/12 known to Police prior to the completion of the programme</p>		<p>Statistics not available until end of October 2013 - To be tabled for meeting.</p>			-
	3.4	<p>Increase the number of repeat victims in MARAC accessing support from Harbour.</p> <p>Increase the take up of support year on year. Aim to increase the % rate of take up based on number accessing treatment as a proportion of all of repeats.</p> <p>Baseline: 46 individuals identified as repeat referrals, 36 engaged with Harbour (70%) in 2011/12</p>	<p>36% of repeat MARAC referrals engaged with Harbour</p>	<p>Six repeats identified with three engaging with Harbour (50%).</p>			☹
· D	No	Performance Measure	Quarter 1	Quarter 2	Quarter 3	Quarter 4	Status


3. VI	No	Performance Measure	Quarter 1	Quarter 2	Quarter 3	Quarter 4	Status
	4.1	<p>Increase the number of female drug users accessing support.</p> <p>Increase year on year</p> <p>Baseline: 365 females in treatment in 2010/11 (26% of total in treatment)</p>	<p>284 Females are currently in treatment which represents 26% of the treatment population (311 in treatment Q1 last year)</p> <p>This is in line with the national picture and is not a high priority for the DAAT this year.</p> <p>We continue to work hard to engage the most problematic female drug users who have highly complex needs and have sporadic engagement with treatment services.</p>	<p>Quarter 2 data is not available until end Oct 2013 - To be tabled for meeting.</p>			-
	4.2	<p>Increase the number of people leaving treatment services drug free.</p> <p>Develop wrap around support services for substance misusers in the treatment system with a focus on abstinence.</p> <p>Baseline: 50% planned exits in 2011/12; 144 out of 288 total exits</p>	<p>Q1 data has not been published (scheduled release for 8/8/13 has not been met by Public Health England).</p>	<p>Quarter 2 data is not available until end Oct 2013. To be table for meeting.</p>			-

3. VI	No	Performance Measure	Quarter 1	Quarter 2	Quarter 3	Quarter 4	Status
	4.3	<p>Reduce the number of individuals repeatedly testing positive for drugs within Arrest Referral.</p> <p>Use IOM and DIP to provided wrap around intensive support.</p> <p>Baseline: 52 individuals tested positive three or more times in 2011/12*</p> <p>NB: baseline re-set using new repeat identification methodology</p>	<p>Changes to drug testing policy mean that we are unable to directly compare performance in 2013 with the baseline.</p> <p>42 individuals tested positive in the 12 months ending 30th June 2013. Testing now excludes those currently actively engaging in treatment</p>	<p>In the 12 months ending the 30 Sept 2013, 27 individuals tested positive for opiates or cocaine, measured against the baseline.</p>			

5. CRIMINAL DAMAGE TARGETS	No	Performance Measure	Quarter 1	Quarter 2	Quarter 3	Quarter 4	Status
	5.1	<p>Reduce Criminal Damage</p> <p>Maintain a reduction in offences of criminal damage by achieving a reduction year on year.</p> <p>Baseline: 2,472 crimes in 2011/12</p>	<p>541/491, increase of 50 (+10.2%) on last year.</p> <p>However a projection of 2,164 for end 2013/14, which is a reduction on the baseline.</p>	<p>1085 crimes compared to 985 last year, an increase of 100 crimes (+10.2%)</p> <p>However a projection of 2164 offences for end 2013/14, which is reduction on 2011/12 baseline.</p>			
5.2	<p>Reduce the number of repeat victims of Criminal Damage.</p> <p>All repeat victims to be visited to identify cause and implement actions to reduce victimisation. Aim for a reduction in numbers year on year.</p> <p>Baseline: 34 individuals victim on three or more occasions in 2011/12* NB: baseline re-set using new repeat identification tool methodology</p>	<p>24 Repeat victims for Q1 - compares to 32 in Q1 last year.</p>	<p>22 Repeat victims in rolling 12 month period - compares to 32 last year.</p>				

22

6. EMERGING ISSUES TARGETS	No	Performance Measure	Quarter 1	Quarter 2	Quarter 3	Quarter 4	Status
	6.1	<p>Reduce offending among the most prolific offenders</p> <p>Reduction in the number of convictions for all those on IOM (PPOs, HCCs & DRRs).</p> <p>Baseline: 2011/12</p> <ul style="list-style-type: none"> • PPOs - 85 convictions • HCCs - 245 convictions • DRRs - 117 convictions 	<p>PPOS 19 Convictions 44.5% projected Reduction for end 2013/14.</p> <p>HCCS - 61 convictions, YTD projection of 244 (similar to baseline)</p> <p>No details available for DRRs due to changes in computer systems.</p>	<p>Data not available until end October 2013 - To be tabled for meeting.</p>			

	6.2	<p>Research emerging issues throughout the year</p> <p>Carry out at least four problem profiles / in-depth analyses throughout the year into emerging issues.</p> <p>Baseline: Four documents</p>	<p>No problem profiles commissioned during first quarter, However scanning documents produced on ASB and numerous reports on individuals for Problem Solving Groups</p>	<p>Numerous profiles commissioned:- First Time Offenders Shoplifting Halloween and Bonfire Night.</p> <p>PSA report and the Audit Consultation report to be prepared beginning of Q3.</p>			
--	-----	---	---	---	--	--	---

END